

FIRE SAFETY REQUIREMENTS FOR PERSONS WITH DISABILITIES (PWDs)

How will PWDs escape during an emergency



ACCESS AND EGRESS

- Buildings are now constructed as “accessible” or “barrier free” to allow Persons With Disabilities (PWDs) ready access and egress
- Equally important is the need to have fire safety features and evacuation equipment to facilitate the evacuation of PWDs during an emergency

FIRE SAFTY REQUIREMENTS

- The Singapore **Fire Safety Requirements** for Persons With Disabilities (PWDs) complement the current fire safety provisions stipulated in the Fire Code 2007
- The requirements covers the provision of fire safety features to assist PWDs during emergencies and the development of plans to manage the evacuation of PWDs

FIRE ESCAPE


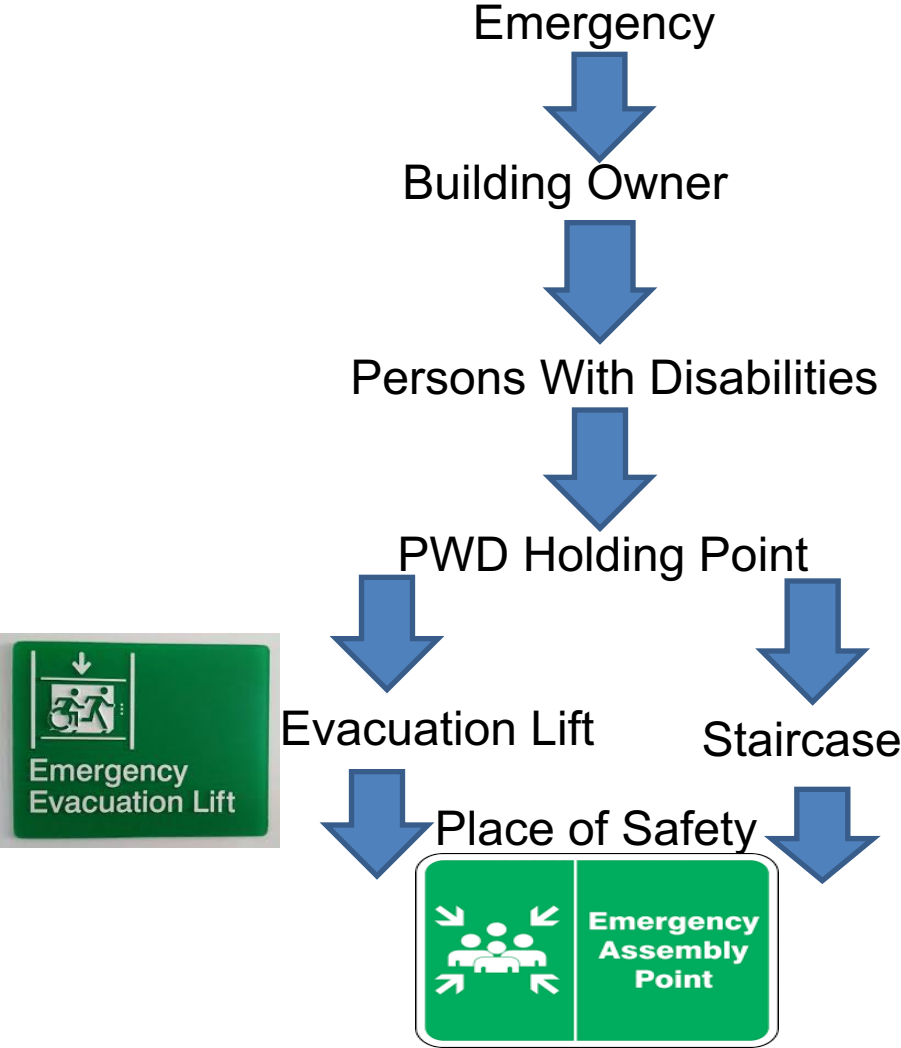
- PWDs must be able to escape to a safe place, assisted or unassisted through a protected exit, before untenable conditions are reached during a fire emergency
- Provisions for means of escape appropriate to the more onerous wheelchair-bound category is used as the reference types of fire escape features to be provided in buildings which are normally accessible to PWDs

FIRE SAFTY FEATURES

Fire safety features to assist persons with disabilities (PWDs) escape in emergencies:

- Refuge Area/PWD holding point
- Ramps
- Evacuation Lift
- Evacuation Equipment for aiding vertical evacuation through staircase

PERSONS WITH DISABILITIES EVACUATION CONCEPT



EVACUATION PLANNING

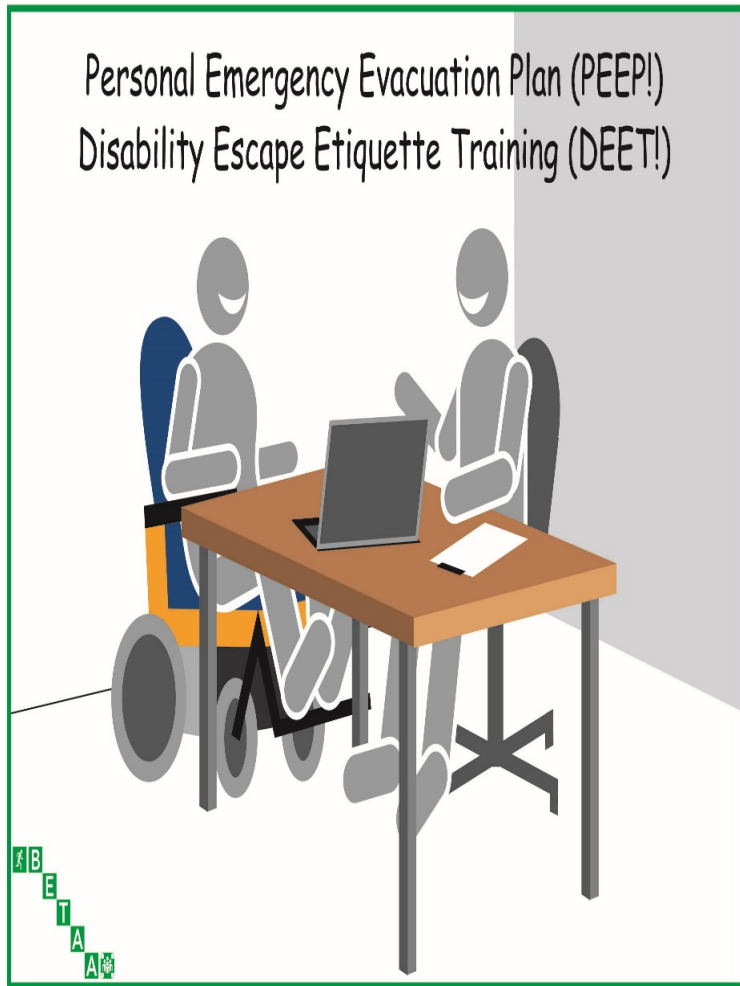
Evacuation procedures pre-planned by the building owner

Planning includes identifying the needs of PWDs and making arrangements for assistance during emergency

The building owner must keep the following information:

- The number of PWDs
- The location of the PWDs
- Nature of their disabilities
- PWD Holding point(s) in which they are allocated
- Stairway Evacuation Equipment allocated at all PWD Holding points and Refuge areas

IDENTIFY THE NEEDS OF PWD



- Personal Emergency Evacuation Plan
- Disability Escape Etiquette Training
- Provision of appropriate means of escape to known PWD
- At least one evacuation equipment placed within each holding point or refuge area

MANAGEMENT OF EVACUATION

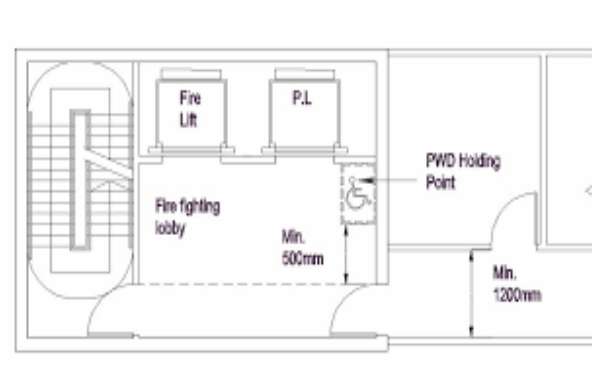
On hearing the alarm:

- PWDs requiring assistance shall move or be directed to :
 - the PWD Holding Point in the evacuation lift lobby
 - the nearest PWD Holding Point inside the exit staircase
- The trained staff, after completing their search, shall proceed to the Holding Point and assist PWD to the final exit



WHAT IS PWD HOLDING POINT

- A relatively safe area for short period for PWD to await assistance for evacuation
- PWD can be brought down by building management evacuation team or fire fighter to grade/ground level



EVACUATION LIFT

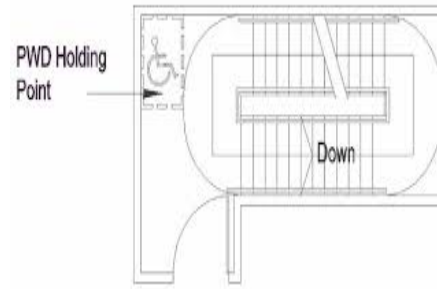
- Lift provided for evacuation of PWD during emergencies assisted by authorized personnel
- Lift shall be located within protected lobby such as smoke stop lobby, external exit passageway, or external corridor



BUILDING WITHOUT EVACUATION LIFT

On hearing the alarm:

- PWDs requiring assistance shall move or be directed to the nearest PWD Holding Point inside the exit staircase
- The trained staff, after completing their search, shall proceed to the Holding Point and assist PWD down the stairs to the final exit



EVACUATION EQUIPMENT



Evacuation Chair provide quick and safe evacuation for anyone visiting the premises who may need help to get down the stairs



Evacuation Mattress is an alternative when evacuation chairs are not the answer to the escape requirements of certain PWD



EVACUATION CHAIR


The World's No.1 Emergency Stairway Evacuation Chair

300AMB



- ❑ The 300AMB featuring 182 payload capacity, single person operation, ideal for operation uneven terrain

600 AMB



- ❑ The 600AMB incorporates 2 carrying handles that allow one to four persons operation in location with difficult access, including upwards evacuation

700H



- ❑ The 700H safely descends and ascends stairs without carrying of heavy lifting. It is well suited to spiral stairs and where space is restricted

EVACUATION MATTRESS



BASIC

Multipurpose evacuation mattress for the physically impaired

Safely evacuate people with reduced mobility horizontally and vertically via the staircase

Payload up to 200kg

PREMIUM

Designed for perforated staircases and rough solutions

Contains head blocks to fixate the head



PREMIUM

IMPORTANT NOTES

- Evacuation equipment are the 'tool' to facilitate the evacuation of PWDS down the stairs in an unpredictable emergency
- Evacuation chair is deemed to be a quicker solution to evacuate the mobility impaired maintain a sitting position once seated in one
- Evacuation mattress is deemed to be a safer solution to evacuate the unconscious than the evacuation chair
- A key requirement is having as many of the staff as possible trained in the use of evacuation equipment in an emergency

NOTICE TO VISITORS

If you have a condition that might restrict your ability to use the stairs in an emergency, please mention this in confidence to your host.

Arrangements can then be put in hand to ensure your speedy and safe evacuation should such an emergency occur.



Thank you for your co-operation.



FIRE DRILLS

- Procedures shall be tested at least once a year and involve both horizontal and vertical evacuation.
- Management shall ensure that the staff, designated to help PWDs in the event of fire, are fully trained:
 - (a) in the techniques of using the Stairway Evacuation Equipment
 - (b) to execute the evacuation procedures for
 - Building with evacuation lift
 - Building without evacuation lift