

UltraSlider Covers & Slide Sheets

for Intensive, Medium,
Bariatric & Regular Care

United We Slide




Reduce physical strain

Repositioning and turning patients on the bed can increase the risk of neck, shoulder and back injuries for nurses. In a collaboration with a hospital from Amsterdam, we embarked on a journey to create a solution to ease the workload for nurses and reduce the risk of injuries. UltraSlider is the answer.

UltraSlider

IT'S TIME TO MEET...



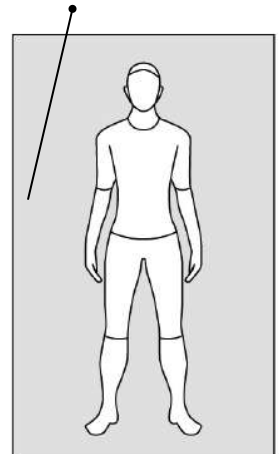
Turn and reposition
in 4 directions

1. UltraSlider Fitted Sheets

The UltraSlider Fitted Sheets can be used for patients with limited to no mobility (Mobility Level E - Knibbe 1998). It is designed to ease the job of turning and repositioning to prevent pressure sores. The Fitted Sheet completely covers the mattress and has a smooth polyamide layer that ensures great sliding capabilities. The sides of the UltraSlider are equipped with elastics, so you can easily attach it to the bed mattress. On top of the UltraSlider, you lay a regular cotton sheet which is being used to slide over the polyamide surface. The inside of the UltraSlider contains a sticky silicone layer which attaches itself to the bed mattress. This technique is used to keep the UltraSlider in place and to maximize the sliding. See page 3 for more explanation on how to install and use the slide solution.

Article number	Size	To be used:	Max. mattress height
60952200BR	95x220 cm	Alternating mattress Width: 90-95 cm	25 cm
6009221216	92x212 cm	Foam mattress Width: 90-95 cm	16 cm

A smooth polyamide layer covers the complete mattress to maximize sliding.

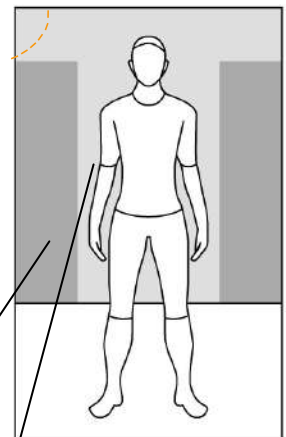


2. UltraSlider HC - Model

The UltraSlider HC Model are designed for patients that have regained more mobility (Mobility Level B, C, D, - Knibbe 1998). This UltraSlider helps patients with turning or repositioning when they have difficulty doing so. It also helps nurses to reduce the physical strain when they need to assist the patient while turning. The UltraSlider HC Model covers half the mattress. On the sides, you can find slip resistant zones which are designed to prevent falling out of bed. Always tuck the UltraSlider neatly underneath the mattress to maximize the usage. See page 3 for more explanation on how to use the slide solution.

Article number	Size	To be used:	Max. mattress height
6095220KOP	155x133 cm	Alternating mattress or foam mattress, width 85-95 cm	21 cm

Slip resistant zones



Smooth polyamide layer ensures that turning and repositioning of the patient is simplified.



Washing

Washing temperature max. 60 degrees (Celsius)*, dry on low temperature, no chemical cleaning, do not iron, no use of chlorine



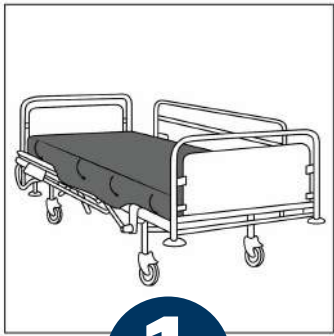
Disinfect

Use a wipe and/or disinfectant to clean the surface of the UltraSlider

*To maximise the lifespan of the UltraSlider, it is advised to wash max. 40 degrees according to the Cool Chemistry Process in an industrial laundry.

How does it work?

1. UltraSlider Fitted Sheets



1

Place the UltraSlider around the mattress, similar as you would do with a fitted sheet. Make sure to tuck it away underneath the mattress.



2

Make sure to place a cotton sheet on top of the UltraSlider. Underneath the cotton sheet, you can find the UltraSlider.



3

Make sure that the patient lays on top of a cotton sheet.



4

Use the cotton sheet to slide over the UltraSlider and turn or reposition the patient accordingly.

How does it work?

2. UltraSlider HC-Model



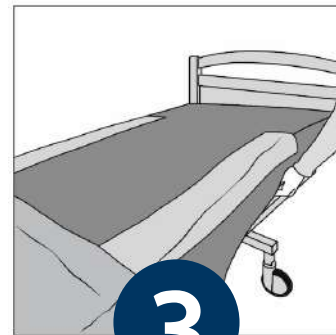
1

Pull the UltraSlider over the top of the mattress.



2

Tuck away the sides underneath the mattress.



3

Pull the UltraSlider over the mattress.



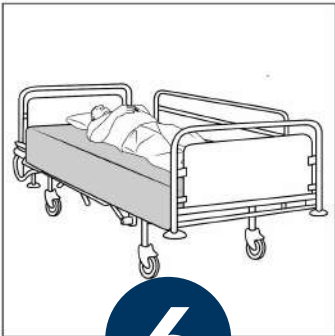
4

Tuck away the rest of the sides underneath the mattress.



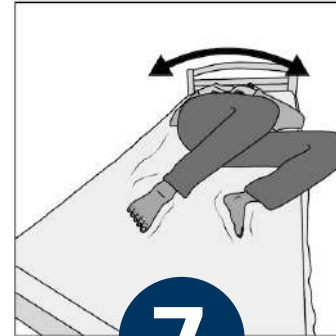
5

Position a regular cotton sheet on top of the UltraSlider.



6

The patient lays permanently on the cotton sheet.



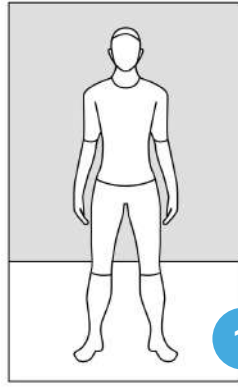
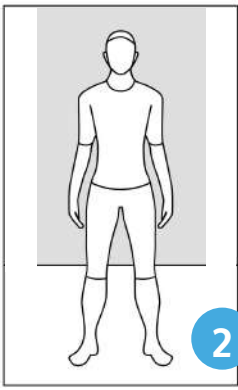
7

If the patient has some mobility, the patient can now turn or reposition easier.



8

Use the cotton sheet to slide over the UltraSlider and turn or reposition the patient accordingly.



3. UltraSlider Flat Sheets

With these flat sheets you only cover the top of the mattress. It lays flat on the mattress and offers sliding possibilities for the upper body. Also for these models, you will place a cotton sheet on top to maximize the sliding capabilities. You use the cotton sheet to slide over the UltraSlider to simplify repositioning and turning.

To be used on:

All types of mattresses

Article number:

60150100UL
6015066ULT

Size:

150x100 cm (1)
150x66 cm (2)

Material:

100% polyamide
+ silicon coating

4. Body Slider Tunnel Sheet

This is the well-known Body Slider which is slide sheet in tunnel shape. The Body Slider is not laying permanently on the mattress but is placed underneath the patient when sliding or repositioning is needed. It is advised to place the Body Slider underneath the hips and shoulders. When the patient lays on the Body Slider, you can move the patient in the desired direction. The Slide Sheet is also used in home care situations.



To be used on:

All types of mattresses

Size:

90x145 cm

Article number:

9OR0090145

Material:

95% polyester /
5% silicons

You won't be the first one using the UltraSlider method. These hospitals are already the transfer solutions:



Simplify turning and repositioning in the ICU

Get yourself a quote today.

Tetcon is ready to help you.

YOU CAN FIND US HERE:

Ruysdaelbaan 3G, 5642 JJ Eindhoven, The Netherlands

SEND AN EMAIL:

info@tetcon-ge.com

GIVE US A CALL:

+31 40 298 99 55

